


# series DIL M contactors 7 to 150A



The new DIL M line of contactors is a key element of Moeller's modern electrical control systems. Moeller's low-range contactors from 7 to 150A are compact, versatile and reliable. With convenient wiring terminals, space-saving interlocks, flexible add-ons, and critical safety features, DIL M contactors are a superb choice for a wide variety of applications.

## compare these features

---

Modern control for a variety of applications to 150A

---

Four compact frame sizes mean simpler engineering and panel layout

---

AC and DC units share the same small footprint, requiring one panel design for either environment

---

Zero-width mechanical interlocks mean quick and compact assembly of contactor combinations

---

Built-in auxiliary contacts on select units save money and panel space

---

Coil terminals located on the face of the contactor simplify wiring

---

Dual power terminals mean secure connections, even with cables of varying size

---

Select DC units feature built-in high-speed suppressor circuits and electronic drives, reducing cost and space requirements

---



# ingenious design

**flexibility. space savings. economy.**



## Provides control for a variety of applications to 150A

With a smart design and compact dimensions, series DIL M contactors make it easier and more economical than ever to control a variety of applications. And IEC compliance is standard, so you can match the contactor to your application without buying more control than you need.

## Four compact frame sizes


*Simpler engineering and panel layout*

With only four frame sizes from 7 to 150A, you can command more horsepower with less size and inventory. This dramatically simplifies engineering and panel layout. Overall, contactor width has been reduced by as much as 30 mm, resulting in maximum optimization of panel space. Motors up to 10 HP can be controlled with a device only 45 mm wide.

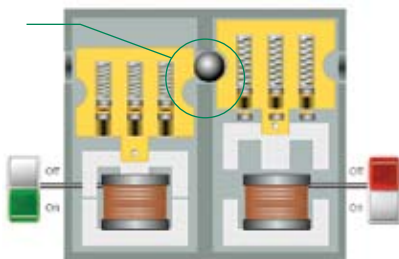
## AC and DC units share the same small footprint

*One panel design suits either control environment*

Unlike other contactors, Moeller's DC controlled devices share the same small footprint as their AC counterparts. Now you can design smaller DC panels than ever, without developing unique layouts for different control currents. DC units may also be panel mounted side-by-side without clearance between components.



Clever mechanical interlocks prevent concurrent activation. (ball-style interlocks in DIL M 17 and above)



## Invisible mechanical interlocks

*Fast, easy and compact assembly of contactor combinations*

If contactor combinations are required, DIL M contactors feature ingenious mechanical interlocks for fast and reliable assembly. Unlike traditional interlocking methods that require additional components, our rocker and ball-style interlocks provide a zero-width solution—solid connections without any additional panel space.

# easy assembly and installation




## Coil terminals on the face of the contactor

### *Simplified wiring*

For quick and accurate installation, coil terminals are located on the front. This helps eliminate wiring errors, and facilitates maintenance and troubleshooting with easy identification of field terminations.

All terminals are clearly marked with both North American and IEC wiring conventions, making the DIL M contactor universally accepted.



# secure connections

## Dual power terminals

### *Secure connections even with cables of varying size*

Moeller contactors feature dual power terminals with independent clamping mechanisms on each pole. This design allows you to use different wire or cable cross sections without fear that the smallest one will come loose.



## Built-in auxiliary contacts on many units

### *Save money and panel space*

DIL M contactors to 32A feature built-in auxiliary contacts. This means additional flexibility with no increase in cost or dimensions.

If external auxiliary contacts are required for any contactor in this range, both two- and four-pole blocks snap on without tools.



For increased safety, all auxiliary contact blocks have positively driven contacts that prevent normally-open and normally-closed contacts from closing simultaneously.

Contactors to 150A also feature mirror contacts. This safety feature assures that as long as any main contact of the contactor is closed, a mirror contact (aux main contact) may not be closed.

Positively driven contacts and mirror contacts are required for applications in safety circuits and conform to the new CE Directive for dangerous machinery.

Two- and four-pole auxiliary contacts snap on without tools





## DC units loaded with extra features

*Reduce cost and space requirements*

In addition to their compact size, Moeller's DC contactors offer:




- electronic drives (in contactors 17A and above) that dramatically reduce pick-up and sealing consumption. Because less heat is generated, this eliminates the need for a fan and allows use of smaller control transformers;
- contactors up to DIL M32 can be directly actuated from PLCs, eliminating the need for a coupling relay;
- built-in high-speed suppressor circuits eliminate the cost and space required by a separate external suppressor; and
- expanded voltage tolerance range (one of the largest in the industry) virtually eliminates drop-outs from fluctuations in supply voltage.

## Pairs easily with other products

All series DIL M contactors in the low range have a matching bimetallic overload relay, ensuring quick assembly of starters. Separate mounting capability on some units provides design flexibility within the panel layout.

New combination plug-in technology on DIL M7 through 12 contactors provides a tool-less connection with other starting components for virtually instant assembly of complex starters.



**RoHS**  
compliant  
2002/95/EC

## International approvals

All series DIL M contactors are approved for world markets, guaranteeing global, trouble-free acceptance. Moeller's products also comply with requirements outlined in the European Union directive on the restriction of hazardous substances in electrical and electronic equipment manufacturing (RoHS). This important environmental initiative restricts the use of harmful substances such as lead, mercury, cadmium, and chromium.



# MOELLER



[moellerusa.net](http://moellerusa.net)

[moeller.ca](http://moeller.ca)

### Moeller Corporate Headquarters

4140 World Houston Parkway, N° 100  
Houston, Texas USA 77032  
Tel 713.933.0999  
Fax 832.613.6255

### Moeller Canadian Head Office

7275 Rapistan Court  
Mississauga, Ontario CANADA L5N 5Z4  
Tel 905.542.2323  
Fax 905.542.2321