



READY-MADE ENCLOSED STARTERS TO 60HP



AC Magnetic Starters: Full-Voltage, Non-Reversing

Reversing and combination SYSTM starters are also available.

- Ready-made, ready to go
- Fully modular
- Fast plug-in connections
- Rugged performance
- Variety of control options



➤ All starters are pre-wired and housed in a heavy-duty NEMA 1 enclosure.



1 SYSTM Base Unit

Type	Maximum UL/CSA Horsepower Ratings				Fusible Disconnect (A)	Auxiliary Contacts		Catalog Number
	Three Phase					NO	NC	
	200V	230V	460V	575V				
Non-Combo	3	3	10	10	-	1	0	SYSTM-STR-10
Combo	3	3	10	10	30	1	0	SYSTM-STR-11C
Combo	7½	7½	15	20	30	1	0	SYSTM-STR-21C
Non-Combo	10	10	20	25	-	1	0	SYSTM-STR-20
Combo	10	10	20	25	60	1	0	SYSTM-STR-22C
Non-Combo	20	25	50	60	-	1	1	SYSTM-STR-30

2 Overload Relay


Adjustable Setting Range	Auxiliary Contacts		Type
	NO	NC	
0.1 - 0.16	1	1	ZB12-0,16
0.16 - 0.24	1	1	ZB12-0,24
0.24 - 0.4	1	1	ZB12-0,4
0.4 - 0.6	1	1	ZB12-0,6
0.6 - 1	1	1	ZB12-1
1 - 1.6	1	1	ZB12-1,6
1.6 - 2.4	1	1	ZB12-2,4
2.4 - 4	1	1	ZB12-4
4 - 6	1	1	ZB12-6
6 - 10	1	1	ZB12-10
9 - 12	1	1	ZB12-12
12 - 16	1	1	ZB12-16
10 - 16	1	1	ZB32-16
16 - 24	1	1	ZB32-24
24 - 32	1	1	ZB32-32
24 - 40	1	1	ZB65-40
40 - 57	1	1	ZB65-57
50 - 65	1	1	ZB65-65

3 Pilot Device Kit

	Description	Type
A	START-STOP pushbuttons	SYSTM-SS
B	START - STOP pushbuttons and one red pilot light (LED element with 85 - 264V operating range)	SYSTM-SS/PL
C	One red pilot light (LED element with 85 - 264V operating range)	SYSTM-PL
D	2-position selector switch OFF/ON	SYSTM-00
E	2-position OFF/ON selector switch and one red pilot light (LED element with 85 - 264V operating range)	SYSTM-00/PL
F	3-position selector switch HAND/OFF/AUTO	SYSTM-HOA
G	3-position HAND/OFF/AUTO selector switch and one red pilot light (LED element with 85 - 264V operating range)	SYSTM-HOA/PL

Optional Components

- Plug-in connections make it quick and easy to add optional components



Control Power Transformer

Primary Voltage	Secondary Voltage	Type
<i>(includes fuses)</i>		
208	120	SYSTM-T50-208/120-NA
240	120	SYSTM-T50-240/120-NA
480	120	SYSTM-T50-480/120-NA
600	120	SYSTM-T50-600/120-NA

Remote Control Adapter

Description	Type
5-wire plug-in adaptor. For use when the starter is controlled from a remote location only.	SYSTM-RA